



Triptychs




© 2015 Jane Trotter - www.abstractedreality.com

Creative Cropping for your Triptychs

Deciding how to crop a single image to create a triptych can be challenging.

Should you go for a vertical or horizontal cut, or even a 'T' cut to maximise the potential for your three part construction?



Creative Cropping for your Triptychs

Do you have to use completely different material in each pane?.


Working with abstracts gives you the freedom to choose.

To have some elements of one panel overlap and appear in another.



Overlapping Content

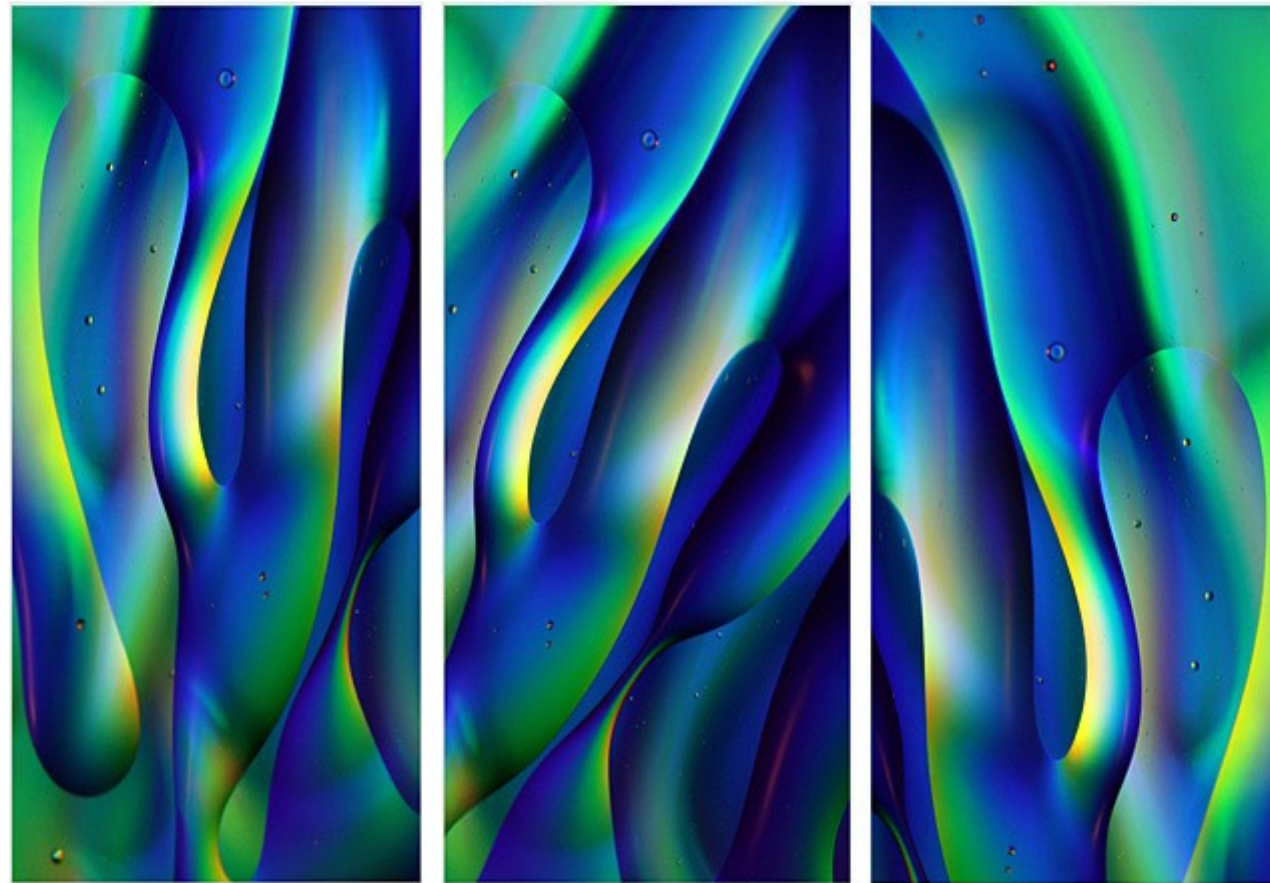
Here's an example of some tightly overlapped cropping, focusing on the most interesting and visually complicated part of the image.



Overlapping Content


The cropped sections were then transformed into 'Undulation'.

As you make your way across each panel, these undulating forms appear to connect and continue a surreal, sinuous dance.




Overlapping Content

This next example is four overlapping CDs. The outer parts of the image lack interest compared to the middle, with the strong intersecting point of the two CDs at the front.




Overlapping Content

The curves of the CDs align so that there is a natural progression down the panels – in the top two panels the edges intersect, while in the bottom two the circular connection continues behind the CD thrusting inwards from the right.



Triptychs - Abstract Challenge

Create a triptych from abstract photograph(s)



© 2016 Jane Trotter - abstractedreality.com

Definition

Triptych
/'triptik/

A triptych is an artwork that consists of 3 separate panels that have a relationship of some kind to each other.

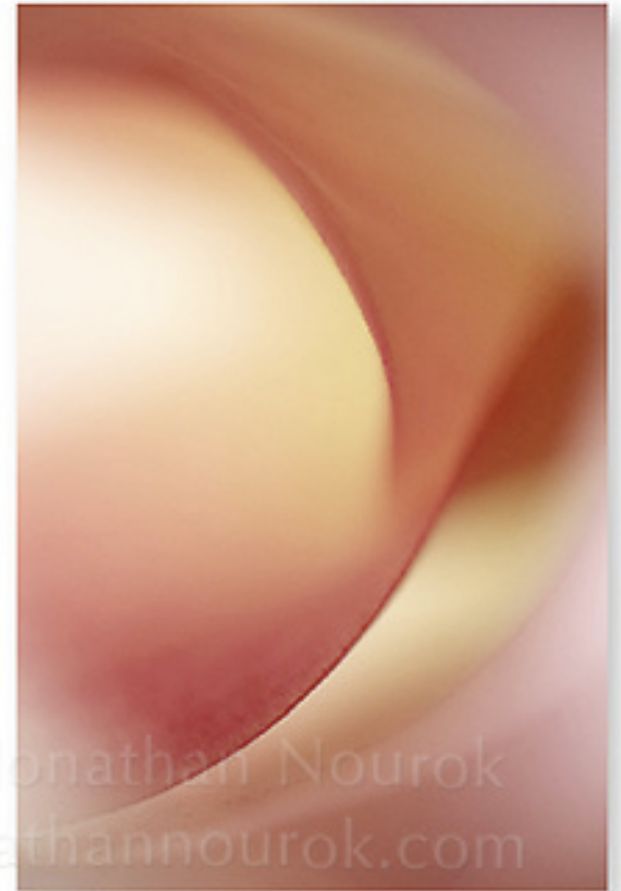


Douglas Griffin



Robert Strovers



Jonathan Nourak



© Jonathan Nourak
jonathannourak.com

Jenny Okun

